



CENTRAL BUCKS

TECHNOLOGY & INNOVATION DEPARTMENT



MOBILEAPP

The new mobile applications, Campus Student (for students) and Campus Parent (for parents) can be downloaded from Google Play or the App Store. In the search field, enter either Campus Parent or Campus Student to find the application. The school is Centra



Parents and students can also manage their contact preferences by selecting the desired language, when you receive messages, and how you receive that message. We are currently only using email contacts.

From the **User Menu**, select **Settings**, then select **Contact Preferences**, and mark your desired options, and click **Save**.

CURRENT DEVICES

Current Devices allows parents and students to log out of a mobile device. This is helpful if you lose your device and want to log out of the application so that no one else can access information.

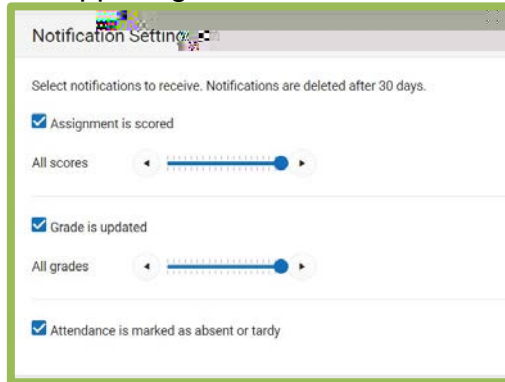
From the **User Menu**, select **Settings**, then select **Current Devices**, and a list of devices logged into Campus



NOTIFICATION SETTING


This tool allows users to opt out of receiving specific kinds of notifications and establishes thresholds for those they want to receive. For example, you can set thresholds to receive notifications when a grade or score falls below the selected percentage

Click on the **Person** icon in the upper right corner, then select **Settings** and click **Notification Settings**



NOTIFICATION

Click on the **Bell** icon, in the upper right corner, to see a list of notifications. Click on each notification **Mark as Read**, or use the **Mark All As Read** button.






MESSAGE CENTER

Includes announcements posted from the school or at the district level. Announcements display based on the timeline set by the creator and cannot be deleted or archived. Click **Show More** option to display additional text for longer announcements.

Additionally, the **Inbox** displays messages sent, including those from teachers.



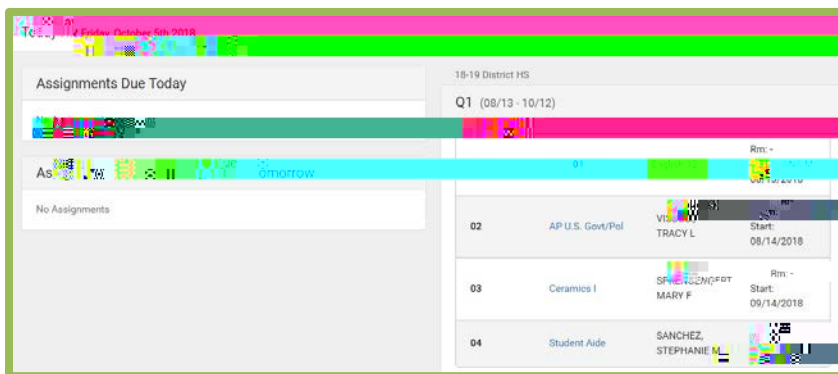
NOTE You may see messages posted on the log in screen, as well.

TODAY

This tool shows the selected student's schedule for the current day and lists any assignments due today or tomorrow.

The schedule shows the times of the period during the day and the student's course, with the teacher's name and room assigned.

This assignment list covers all of the student's courses including those that may not meet on the current day. Click on the **assignment** or the **course name** to view details.





WEEKLY OVERVIEW

This tool collects the selected student's assignments for the week in a simple, single page overview.

In the overview, you will see assignments for the week and see scores. Assignments display for the calendar day on which they are due.

Flagged assignments, such as Missing Assignments, are also shown. Scored assignments show the points possible, if applicable, or the percentage or rubric score earned.

Navigate to other weeks using the **Previous** and **Next** buttons (< and > on a mobile device) or click **Current** to return to the current week.



ASSIGNMENTS

This tool collects all of a student's assignments with the focus on today; Click on the specific assignment to view details and scroll to see previous and future assignments.

Use the **Missing** and **Current Term** buttons at the top to filter assignments.





GRADES

This tool shows all of the grades earned by the selected student for all tasks (such as semester grades) and standards. Posted grades display in bold, with progress grades indicated as “**Progress**.” The student’s Cumulative GPA also displays at the top of the Grades tab, if enabled.

Where the grey arrow displays for a task or standard, click the task to view the categories that contribute to



You can also view the Grading Scale or Rubric. Select the specific grade, and click the blue icon on the Detail Page.

The screenshot shows a course page for "Ceramics I" with a grade of "B" and a status of "In-progress". A "Grading Key" popup is displayed, showing the following table:

GRADE	MIN PERCENT
A	90.0
B	80.0
C	70.0
D	60.0
F	0.0

Click **Close** to close the Grading Key view.

GRADEBOOK UPDATES

This tool lists all of the assignments scored or updated in the last 14 days. Click on the **assignment** or the **course name** to view details.



CENTRAL BUCKS

TECHNOLOGY & INNOVATION DEPARTMENT



ATTENDANCE



SCHEDULE

This tool shows the student's schedule for each term, including any day rotations. Schedules shown are for the whole year, all terms, and all of the student's enrollments.

Each schedule includes the times of the periods during the day and the student's [enrollments](#) with the teacher's name and room assigned. If a day rotation is in place, the day is indicated in the top right corner of the schedule. Click on the [course name](#) to view details.

REPORTS

This tool collects files relevant to the student, including learning documents such as a PDF version of the student's schedule, progress report, report cards, and unofficial transcripts.



ACADEMIC PLAN

This tool displays the student's assigned Academic Program and the courses the student has planned to take each school year. Students can add courses to their plan, and print their [Course and the Progress Report](#) from here.

FEES

This tool provides a list of all fees assigned to a student/child. Fees that are still owed, have been paid, or we



MORE

This tool displays the following:

Address Information

Address information for the students in the household. Parents only have the ability to changes their home phone number. Parents will need to go to the school in order to change the household address.